

MPE Series

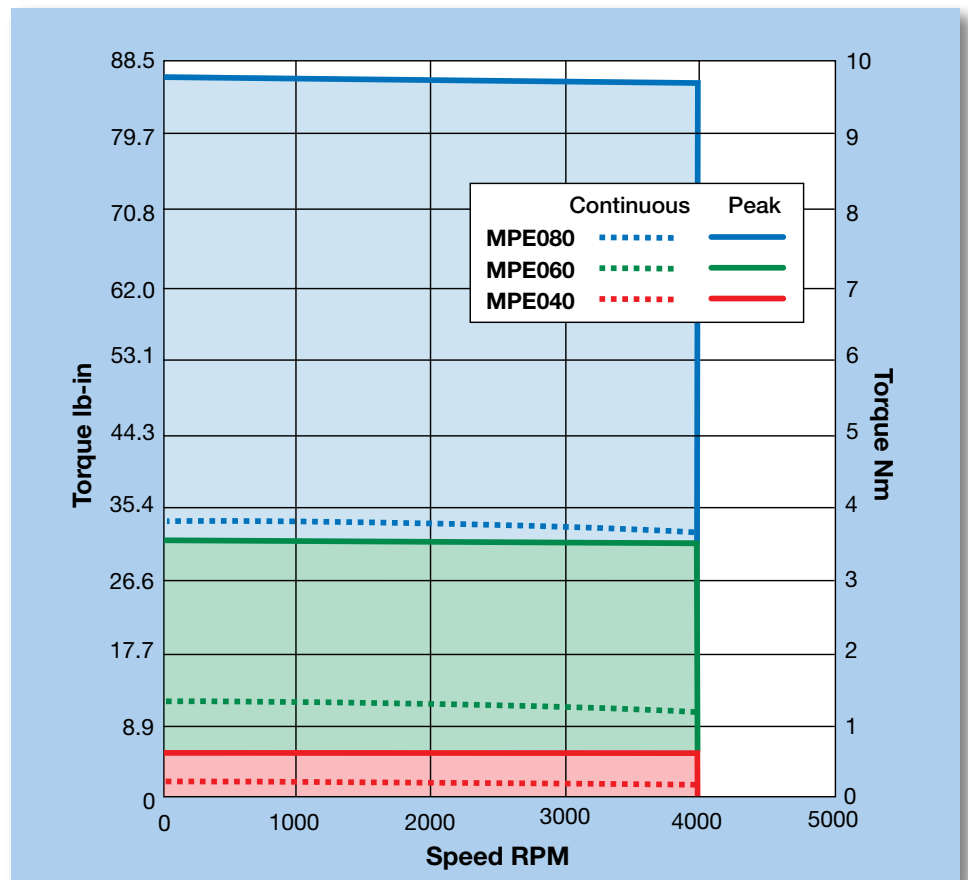
Economy OEM-Style Servo Motors



The new MPE Series is an economical servo motor that extends the MPP motor family to smaller sizes. The MPE is perfect for high volume applications where fast delivery and competitive pricing are required. This is accomplished through streamlined options and reduced complexity.

- Eight models covering three frame sizes of 40, 60 and 80 mm
- 1.4 to 31.3 in-lbs continuous torque
- High torque density packaging
- Segmented lamination design
- High-performance neodymium magnets
- 2500 line encoder

Speed/Torque Range (Max)



Contact Information:

Parker Hannifin Corporation
Electromechanical Automation Division
 5500 Business Park Drive
 Rohnert Park, CA 94928

phone: 800.358.9068 / 707.584.7558

fax: 707.584.8015

email: emn_support@parker.com

www.parkermotion.com

MPE Common Specifications

Ambient Temp at Rating	T_{amb}	°C	40
Max Winding Temp	T_{max}	°C	130
Number of Rotor Magnet Poles	N_p	# poles	8
Environmental Protection Rating *	IP		IP40 – IP65

* IP65 for shaft is achieved by proper installation of supplied seal. Cable end connectors are not IP65



ENGINEERING YOUR SUCCESS.

MPE Series Servo Motors

MPE 040 Specifications

Parameter	Symbol	Units	MPE0401	MPE0402
Stall Torque Continuous ^{1, 2, 3, 4}	T_{CS}	Nm	0.15	0.31
		in-lb	1.4	2.8
Stall Current Continuous ^{1, 2, 3, 4}	$I_{CS}(rms)$	Arms	0.6	1.2
		Nm	0.35	0.71
Peak Torque	T_{pk}	in-lb	3.1	6.3
		Arms	1.7	3.6
Peak Current	$I_{pk}(rms)$	Arms	1.7	3.6
Rated Speed ^{1, 2, 3}	S_r	rpm	3974	3974
Rated Torque ^{1, 2, 3, 4}	T_r	Nm	0.13	0.26
		in-lb	1.2	2.3
Rated Shaft Output Power ^{1, 2, 3, 4}	P_{out}	kW	0.05	0.10
Current at Rated Speed ^{1, 2, 3, 4}	I_r	A_{rms}	0.5	1.1
Voltage Constant ^{4, 7}	K_e	V_{rms}/k_{rpm}	16.96	16.66
Torque Constant ^{4, 7}	$K_t(\text{sine})$	Nm/A_{rms}	0.280	0.276
Resistance ^{4, 9}	R	ohm	26.0300	9.9300
Inductance ^{5, 9}	L	mH	25.555	11.905
Rotor Inertia ^{6, 4}	J	$kg\text{-}m^2$	2.300-^6	4.100-^6
		$in\text{-}lb\text{-}sec^2$	2.036-^5	3.629-^5
Motor Weight ^{6, 4}		kg	0.4	0.6
		lb	0.9	1.3

¹ Assumes motor is mounted to an aluminum plate with dimensions of 10" X 10" X 1/4" aluminum plate for 70 mm motor frames or smaller, 12" x 12" x 1/2" for 92 mm to 115 mm, 12" x 12" x 1" for 142 mm to 230 mm motor frames, and 21" x 21" x 1" for 270 mm to 320 mm motor frames.

² Maximum winding temperature is 130°C. Thermal protection device may be at a lower temperature.

³ These ratings are valid for Parker Hannifin Drives. Other drives may not achieve the same ratings.

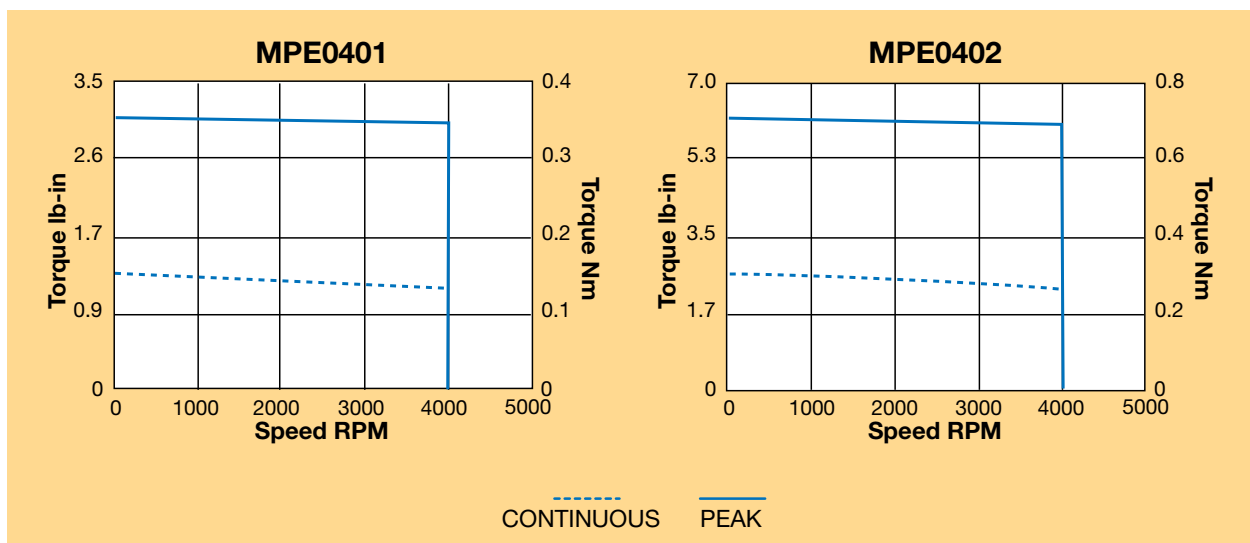
⁴ ±10%

⁵ ±30% @ 1kHz

⁶ Reference only

⁷ Measured Lead to Lead

MPE 040 Speed-Torque Performance (@240 VAC/340 VDC)



MPE 060 Specifications

Parameter	Symbol	Units	MPE0601	MPE0602
Stall Torque Continuous ^{1,2,3,4}	T_{CS}	Nm	0.72	1.33
		in-lb	6.4	11.8
Stall Current Continuous ^{1,2,3,4}	$I_{CS}(rms)$	Arms	1.8	2.8
Peak Torque	T_{pk}	Nm	1.86	3.56
		in-lb	16.5	31.5
Peak Current	$I_{pk}(rms)$	Arms	5.5	8.4
Rated Speed ^{1,2,3}	S_r	rpm	3974	3974
Rated Torque ^{1,2,3,4}	T_r	Nm	0.67	1.20
		in-lb	6.0	10.6
Rated Shaft Output Power ^{1,2,3,4}	P_{out}	kW	0.20	0.40
Current at Rated Speed ^{1,2,3,4}	I_r	A_{rms}	1.8	2.6
Voltage Constant ^{4,7}	K_e	V_{rms}/k_{rpm}	23.84	29.03
Torque Constant ^{4,7}	$K_t(sine)$	Nm/A_{rms}	0.394	0.480
Resistance ^{4,9}	R	ohm	7.2400	3.7700
Inductance ^{5,9}	L	mH	18.915	12.805
Rotor Inertia ^{6,4}	J	$kg\cdot m^2$	1.790^{-5}	2.700^{-5}
		$in\cdot lb\cdot sec^2$	1.584^{-4}	2.390^{-4}
Motor Weight ^{6,4}		kg	1.1	1.4
		lb	2.4	3.2

¹ Assumes motor is mounted to an aluminum plate with dimensions of 10" X 10" X 1/4" aluminum plate for 70 mm motor frames or smaller, 12" x 12" x 1/2" for 92 mm to 115 mm, 12" x 12" x 1" for 142 mm to 230 mm motor frames, and 21" x 21" x 1" for 270 mm to 320 mm motor frames.

² Maximum winding temperature is 130°C. Thermal protection device may be at a lower temperature.

³ These ratings are valid for Parker Hannifin Drives. Other drives may not achieve the same ratings.

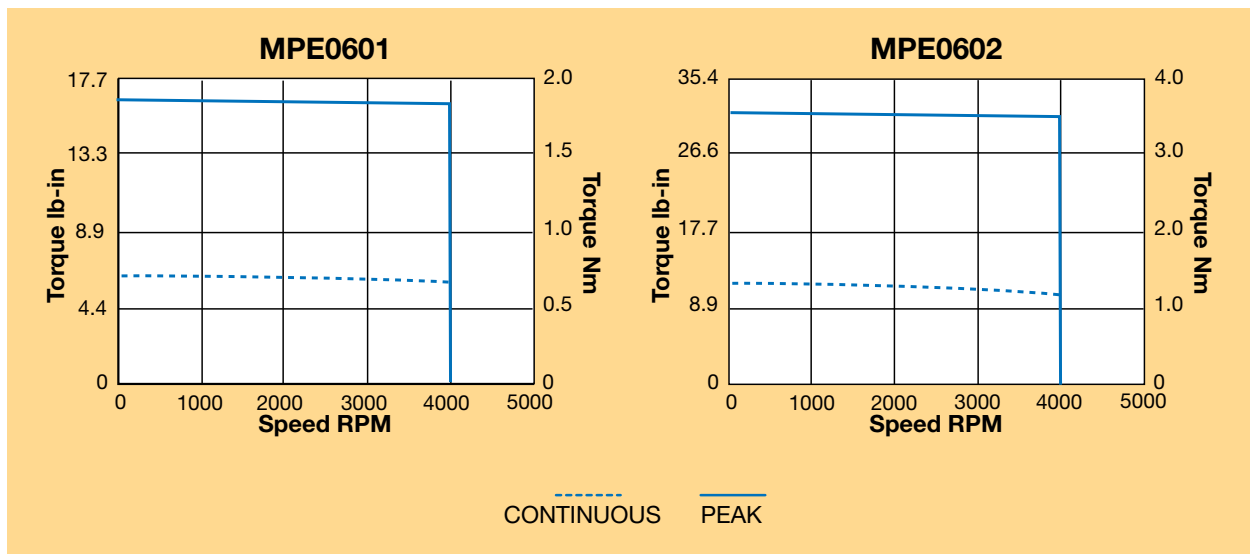
⁴ ±10%

⁵ ±30% @ 1kHz

⁶ Reference only

⁷ Measured Lead to Lead

MPE 060 Speed-Torque Performance (@240 VAC/340 VDC)



MPE Series Servo Motors

MPE 080 Specifications

Parameter	Symbol	Units	MPE0801	MPE0802	MPE0803	MPE0804
Stall Torque Continuous ^{1, 2, 3, 4}	T_{cs}	Nm	0.89	1.87	2.56	3.52
		in-lb	7.9	16.6	22.7	31.3
Stall Current Continuous ^{1, 2, 3, 4}	$I_{cs}(rms)$	Arms	1.55	3.2	4.3	5.7
Peak Torque	T_{pk}	Nm	2.30	5.12	7.21	9.54
		in-lb	20.4	45.3	63.8	84.0
Peak Current	$I_{pk}(rms)$	Arms	4.6	9.5	12.8	17.1
Rated Speed ^{1, 2, 3}	S_r	rpm	3974	3974	3974	3974
Rated Torque ^{1, 2, 3, 4}	T_r	Nm	0.80	1.65	2.14	3.18
		in-lb	7.1	14.6	18.9	28.0
Rated Shaft Output Power ^{1, 2, 3, 4}	P_{out}	kW	0.25	0.50	0.75	1.00
Current at Rated Speed ^{1, 2, 3, 4}	I_r	A_{rms}	1.4	2.8	3.6	5.3
Voltage Constant ^{4, 7}	K_e	V_{rms}/k_{rpm}	36.10	36.14	36.65	37.00
Torque Constant ^{4, 7}	$K_t(\text{sine})$	Nm/A_{rms}	0.520	0.598	0.606	0.550
Resistance ^{4, 9}	R	ohm	6.73	2.42	1.48	1.13
Inductance ^{5, 9}	L	mH	32.030	13.775	8.270	6.300
Rotor Inertia ^{6, 4}	J	$kg\cdot m^2$	$4.500\cdot 10^{-5}$	$7.520\cdot 10^{-5}$	$9.300\cdot 10^{-5}$	$1.170\cdot 10^{-4}$
		$in\cdot lb\cdot sec^2$	$3.900\cdot 10^{-4}$	$6.656\cdot 10^{-4}$	$8.231\cdot 10^{-4}$	$1.036\cdot 10^{-3}$
Motor Weight ^{6, 4}		kg	1.9	2.3	2.7	3.1
		lb	4.3	5.1	6.0	6.8

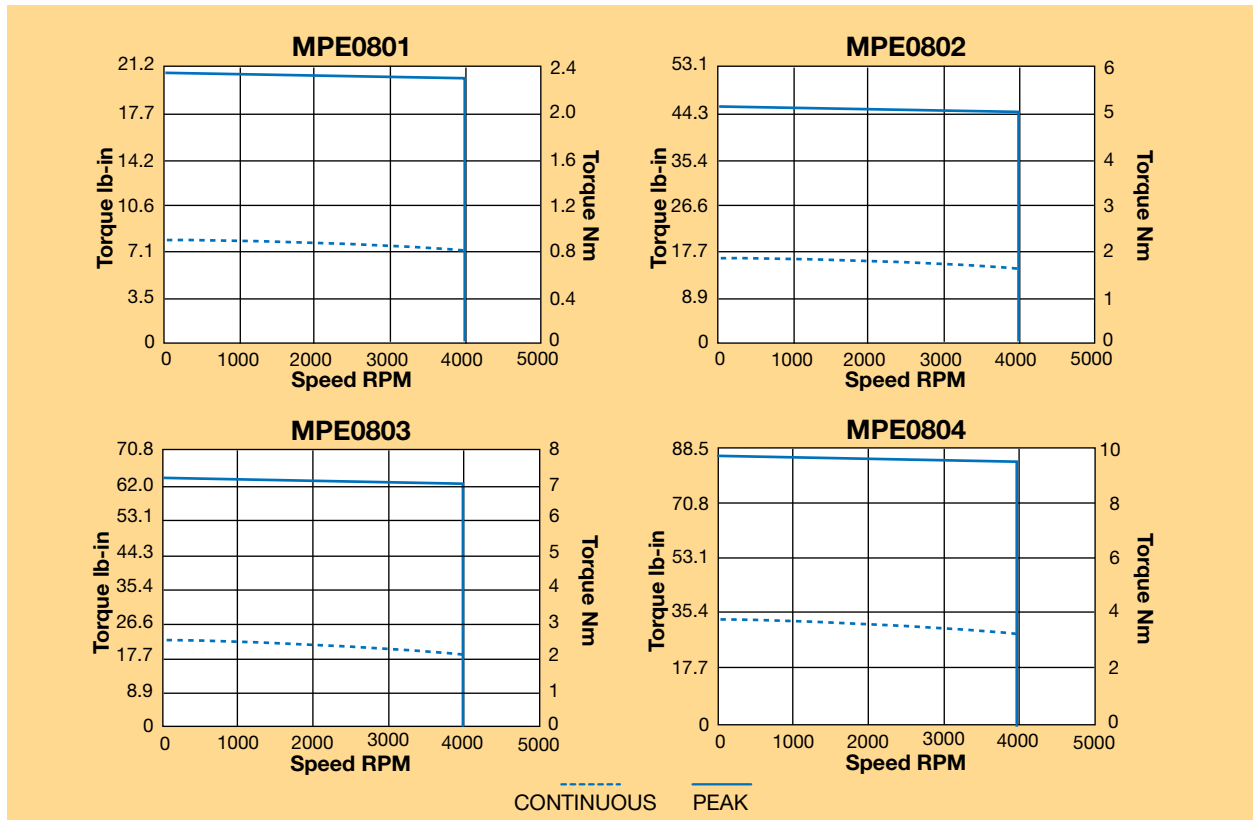
¹ Assumes motor is mounted to an aluminum plate with dimensions of 10" X 10" X 1/4" aluminum plate for 70mm motor frames or smaller, 12" x 12" x 1/2" for 92 mm to 115 mm, 12" x 12" x 1" for 142 mm to 230 mm motor frames, and 21" x 21" x 1" for 270 mm to 320 mm motor frames.

² Maximum winding temperature is 130°C. Thermal protection device may be at a lower temperature.

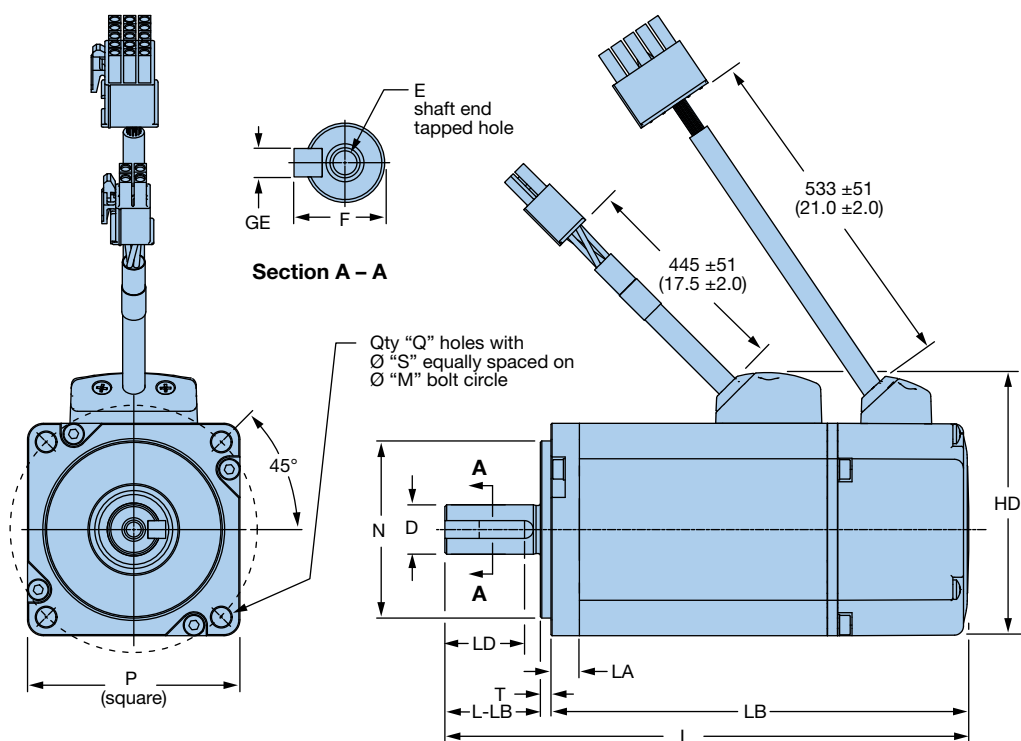
³ These ratings are valid for Parker Hannifin Drives. Other drives may not achieve the same ratings.

⁴ ±10% ⁵ ±30% @ 1kHz ⁶ Reference only ⁷ Measured Lead to Lead

MPE 080 Speed-Torque Performance (@240 VAC/340 VDC)



MPE Dimensions – mm (in)



Model Number	ØD	ØE x depth-min	F	GE	HD	M	N	P	Q	S
MPE0401	8	M3 x 0.31	9.2	3	53.4	46	30	40	2	4.5
MPE0402	(0.3150)	x 8	(0.362)	(0.1181)	(2.10)	(1.811)	(1.1811)	(1.57)		(0.177)
MPE0601	14	M5 x 0.4	16	5	74.4	70	50	60	4	5.5
MPE0602	(0.5512)	x 10	(0.630)	(0.1969)	(2.93)	(2.756)	(1.9685)	(2.36)		(0.217)
MPE0801	19	M5 x 0.4	21.5	6	95	90	70	80	4	6.5
MPE0802	(0.7480)	x 10	(0.846)	(0.2362)	(3.72)	(3.543)	(2.7559)	(3.15)		(0.256)
MPE0803										
MPE0804										

Model Number	L	LB	LA	L-LB	LD	T
MPE0401	97.8 (3.85)	72.8 (2.87)				
MPE0402	115.8 (4.56)	90.8 (3.57)	6 (0.24)	25 (0.98)	12 (0.472)	2.5 (0.10)
MPE0601	128.1 (5.04)	98.1 (3.86)				
MPE0602	148 (5.83)	118 (4.65)	8 (0.31)	30 (1.18)	22.5 (0.886)	
MPE0801	140.8 (5.54)	100.8 (3.97)				
MPE0802	155.8 (6.13)	115.8 (4.56)				3 (0.12)
MPE0803	170.8 (6.72)	130.8 (5.15)	9.5 (0.37)	40 (1.57)	22 (0.866)	
MPE0804	185.8 (7.31)	145.8 (5.74)				

MPE Series Servo Motors

Connections

Motor Connector

Housing: AMP 172167-1

Terminal: AMP 170360-1

Pin #	Signal	Color
1	U	Red
2	V	Yellow
3	W	Blue
4	PE	Yellow/Green

Encoder Connector

Housing: AMP 172171-1

Terminal: AMP 770835-1

Pin #	Signal	Color
1	+5V	Red
2	Gnd	Black
3	U+	Brown
4	U-	Brown/Black
5	V+	Gray
6	V-	Gray/Black
7	W+	White
8	W-	White/Black
9	A+	Blue/Black
10	A-	Blue
11	B+	Green
12	B-	Green/Black
13	Z+	Yellow
14	Z-	Yellow/Black
15	Shield	Shield

Motor/Drive Compatibility

Motor Model Number	Continuous Stall Current Amps-RMS	Aries Drive Compatibility				
		AR-01	AR-02	AR-04	AR-08	AR-13
		Current Rating				
		1.0		3	4.5	6.3
MPE0401A	0.6	•				
MPE0402A	1.2	•				
MPE0601A	1.8		•	•		
MPE0602A	2.8			•	•	
MPE0801A	1.55		•	•		
MPE0802A	3.2			•	•	
MPE0803A	4.3				•	•
MPE0804A	5.7				•	•

- Best fit
- Drive may not provide full torque at higher speeds. Refer to Parker sizing software or contact Parker Application Engineering for more information.

Motor Model Number	Continuous Stall Current Amps-RMS	Compax3 Drive Compatibility			
		S025V2	S063V2	M050D6	M100D6
		Current Rating			
		2.5	6.3	5	10
MPE0401A	0.6	•		•	
MPE0402A	1.2	•		•	
MPE0601A	1.8	•		•	
MPE0602A	2.8		•	•	
MPE0801A	1.55	•		•	
MPE0802A	3.2		•	•	
MPE0803A	4.3		•	•	
MPE0804A	5.7		•		•

MPE Ordering Information

Fill in an order code from each of the numbered fields to create a complete model order code.

	①	②	③	④	⑤	⑥	⑦	⑧	
Order Example:	MPE	080	2	A	4E	-	K	C1	N

①	②	③	④	⑤	⑥	⑦	⑧
Series	Frame Size	Stack	Winding	Feedback	Shaft	Connectors	Options
MPE	040	1	A (230 V)	4E (2500 line encoder)	K (keyway)	C1 (quick connect pin connector)	N (none)
		2					
	060	1					
		2					
	080	1					
		2					
		3					
		4					

Cables Options

Type	Part Number	
Power (All models)	71-030630-xx	
Feedback	Aries	71-030631-xx
	Compax3	71-030633-xx
	Flying Leads	71-030634-xx

-xx denotes cable length in feet. Motor power and feedback cables available in standard lengths of 10, 25, 50 feet. Include length to complete cable part number.

Need more torque? Use a Parker gearhead!

Gearhead Advantages:

- **Multiply torque – allowing smaller motors (and drives) to be used, saving \$\$**
- **Reduce the reflected inertial load to the motor – making it easier to tune and increase stiffness and stability**
- **Provide high side-load capacity**
- **Increase low-speed smoothness**
- **Shorten in-line length with right-angle gearheads**



Parker Gen II Stealth® gearheads are designed with helical planetary gears that provide low backlash, high stiffness, high torque and long life. Stealth gearheads are ideal for high performance applications.

Parker PV series gearheads are standard-grade gearheads with high side-load capacity and the power of a planetary gearhead in a cost-effective solution.

EM Sales Offices

Australia

Parker Hannifin (Australia) Pty Ltd.

9 Carrington Road
Castle Hill NSW 2154
Australia
Tel: +61 (0) 2 9634-7777
Fax: +61 (0) 2 9634 3749

Brazil

Parker Hannifin Ind. Com Ltda.

Av. Lucas Nogueira Garcez 2181
Esperança
12325-900 Jacareí, SP
Tel: 12 3954 5100
Fax: 12 3954 5262
Email: automation.brazil@parker.com

Canada

Parker Hannifin (Canada) Inc.

160 Chisholm Dr
Milton, Ontario L9T 3G9
Tel: 905-693-3000
Fax: 905-876-1958
Email: miltoncustservice@parker.com

China

Parker Hannifin Motion & Control

(Shanghai) Co., Ltd
280 Yunqiao Rd. Jin Qiao Export
Processing Zone
Shanghai 201206, China
Tel: (86-21) 50312525
Fax: (86-21) 64459717

France

Parker SSD Parvex

8 avenue du Lac
B.P. 249
F-21007 Dijon Cedex
Tel: +33 (0) 3 80 42 41 40
Fax: +33 (0) 3 80 42 41 23

Germany

Electromechanical Europe Parker Hannifin GmbH & Co KG

Robert-Bosch-Strasse 22
D-77656 Offenburg
Germany
Tel: +49 (0) 781 509 0
Fax: +49 (0) 781 509 98176
Email: em-motion@parker.com

India

Parker Hannifin India Pvt. Ltd Automation Group-SSD Drives Div.

133 & 151 Developed Plots Estate
Perungudi, Chennai 600 096
Tel: 044-4391-0799
Fax: 044-4391-0700

Italy

Parker Hannifin SpA

Via Gounod 1
20092 Cinsello Balsamo
Milano, Italy
Tel: +39 02 361081
Fax: +39 02 36108400
Email: em-motion@parker.com

Korea

Parker Hannifin Korea
9th Floor KAMCO Yangjae Tower
949-3 Dogok 1-dong Gangnam-gu
Seoul 135-860, Korea
Tel: 82-2-559-0454
Fax: 82-2-556-8187

Mexico

Parker Hannifin de Mexico

Eje uno Norte No.100
Parque Industrial Toluca 2000
Toluca, CP 50100 México
Tel: 52-722-275-4200
Fax: 52-722-279-0316

Singapore

Parker Hannifin Singapore Pte Ltd

11, Fourth Chin Bee Road
Singapore 619702
Tel: (65) 6887 6300
Fax: (65) 6265 5125/6261 4929

Taiwan

Parker Hannifin Taiwan Co., Ltd

No. 40, Wuchiuan 3rd Road
Wuku Industrial Park
Taipei County, Taiwan 248
ROC
Tel: 886 2 2298 8987
Fax: 886 2 2298 8982

Thailand

Parker Hannifin (Thailand) Co., Ltd.

1265 Rama 9 Road
Suanluang, Bangkok 10250
Thailand
Tel: (66) 2 186 7000
Fax: (66) 2 374 1645

UK

Parker Hannifin Ltd.

Tachbrook Park Drive
Tachbrook Park
Warwick CV34 6TU
Tel: +44 (0) 1926 317970
Fax: +44 (0) 1926 317980

USA

Parker Hannifin Electromechanical Automation Division Main Office/ Compumotor/CTC

5500 Business Park Drive
Rohnert Park, CA 94928 USA
Tel: 707-584-7558
800-358-9070
Fax: 707-584-8015
Email: emn_support@parker.com

Parker Hannifin Electromechanical Automation Division/Daedal

1140 Sandy Hill Road
Irwin, PA 15642
Tel: 724-861-8200
800-245-6903
Fax: 724-861-3330
Email: emn_support@parker.com

